

Student Travel Tally Report: One School in One Data Collection Period

School Name: Bacich

Set ID: 22590

School Group: Marin Safe Routes to Schools

Month and Year Collected: May 2017

School Enrollment: 658

Date Report Generated: 06/28/2017

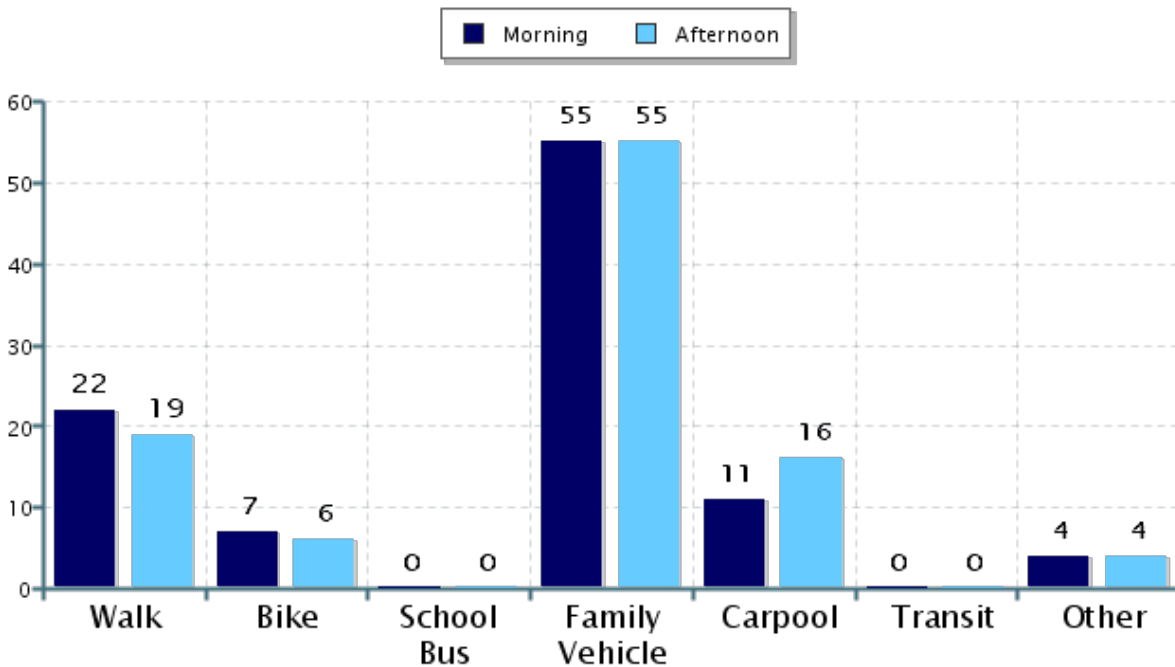
% of Students reached by SRTS activities: Don't Know

Tags:

**Number of Classrooms
Included in Report:** 25

This report contains information from your school's classrooms about students' trip to and from school. The data used in this report were collected using the in-class Student Travel Tally questionnaire from the National Center for Safe Routes to School.

Morning and Afternoon Travel Mode Comparison



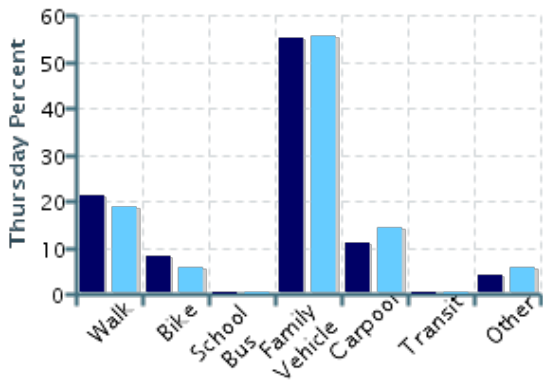
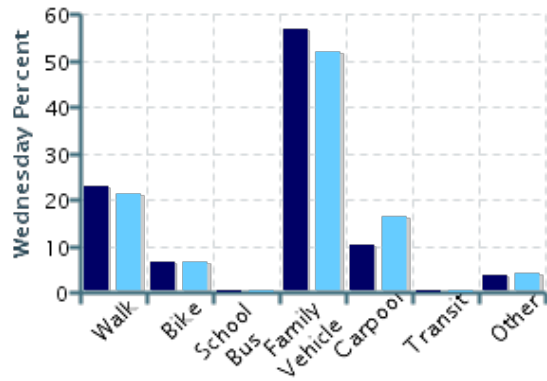
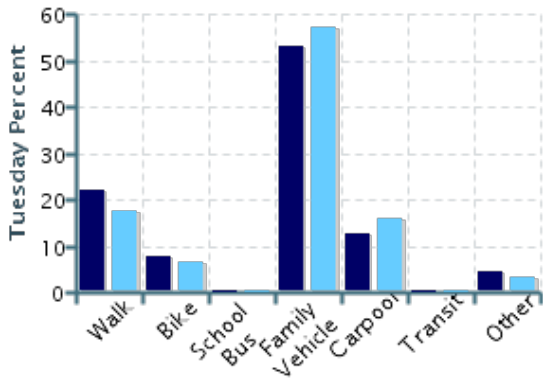
Morning and Afternoon Travel Mode Comparison

	Number of Trips	Walk	Bike	School Bus	Family Vehicle	Carpool	Transit	Other
Morning	1048	22%	7%	0%	55%	11%	0%	4%
Afternoon	1088	19%	6%	0%	55%	16%	0%	4%

Percentages may not total 100% due to rounding.

Morning and Afternoon Travel Mode Comparison by Day

■ Morning ■ Afternoon

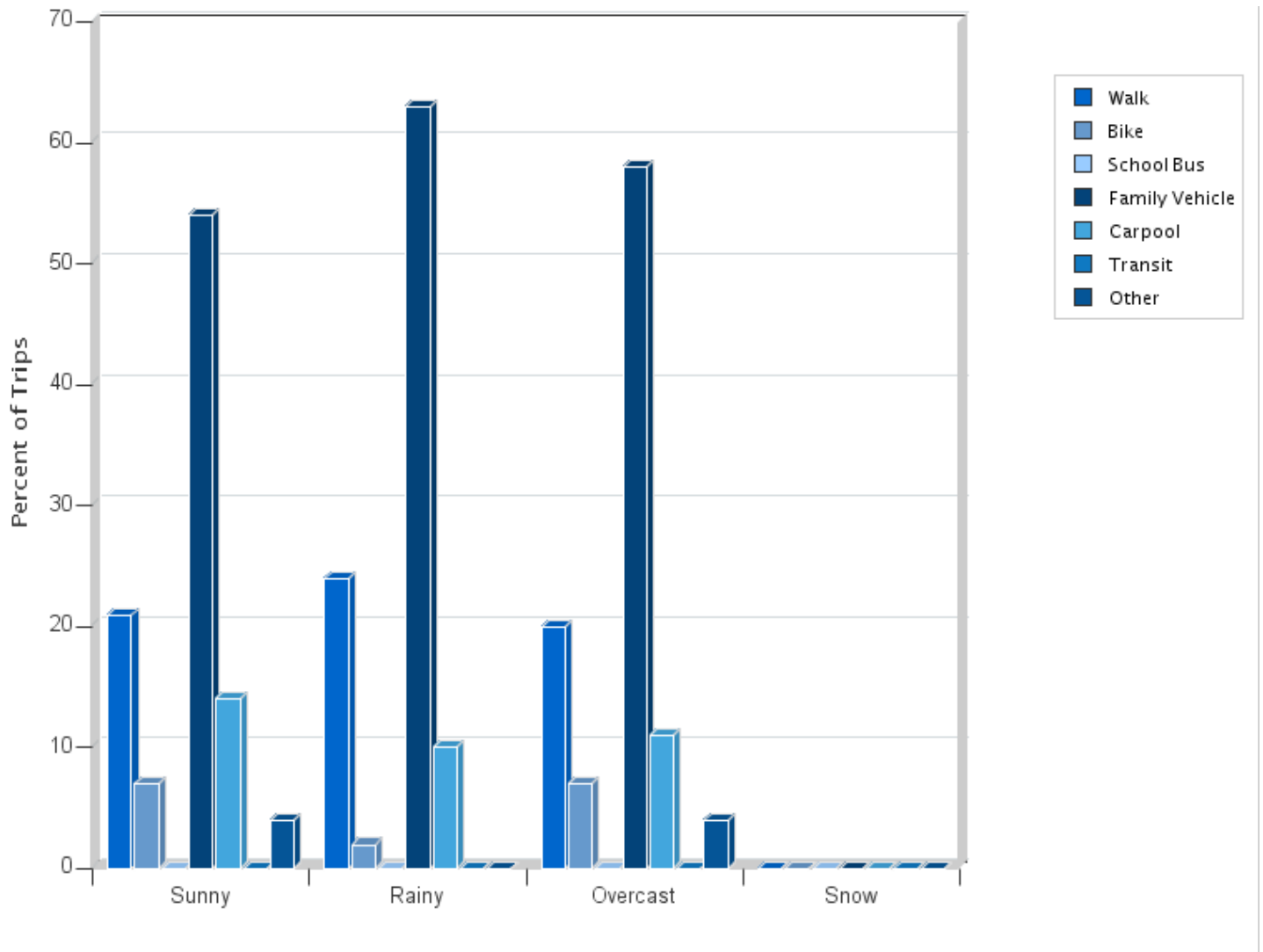


Morning and Afternoon Travel Mode Comparison by Day

	Number of Trips	Walk	Bike	School Bus	Family Vehicle	Carpool	Transit	Other
Tuesday AM	333	22%	8%	0%	53%	13%	0%	5%
Tuesday PM	377	18%	6%	0%	57%	16%	0%	3%
Wednesday AM	376	23%	6%	0%	57%	10%	0%	4%
Wednesday PM	371	21%	6%	0%	52%	16%	0%	4%
Thursday AM	339	21%	8%	0%	55%	11%	0%	4%
Thursday PM	340	19%	6%	0%	56%	14%	0%	6%

Percentages may not total 100% due to rounding.

Travel Mode by Weather Conditions



Travel Mode by Weather Condition

Weather Condition	Number of Trips	Walk	Bike	School Bus	Family Vehicle	Carpool	Transit	Other
Sunny	1720	21%	7%	0%	54%	14%	0%	4%
Rainy	41	24%	2%	0%	63%	10%	0%	0%
Overcast	375	20%	7%	0%	58%	11%	0%	4%
Snow	0	0%	0%	0%	0%	0%	0%	0%

Percentages may not total 100% due to rounding.