

# Student Travel Tally Report: One School in One Data Collection Period

**School Name:** Bacich

**Set ID:** 20477

**School Group:** Marin Safe Routes to Schools

**Month and Year Collected:** May 2016

**School Enrollment:** 658

**Date Report Generated:** 11/25/2016

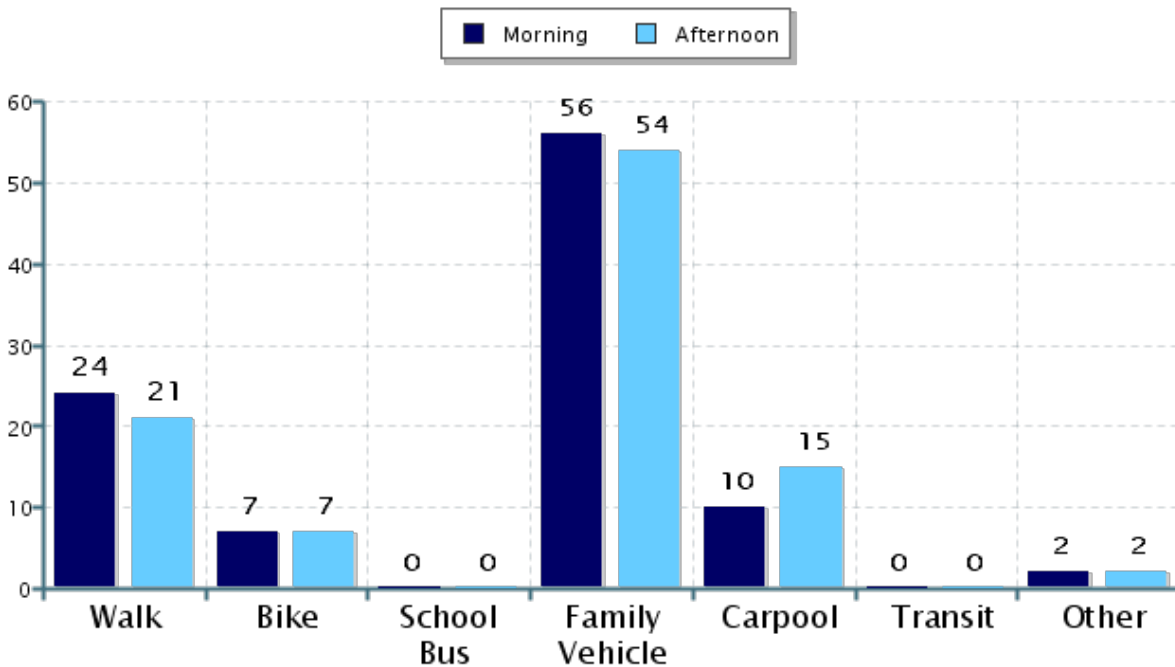
**% of Students reached by SRTS activities:** Don't Know

**Tags:** 2016 Spring Student Tally

**Number of Classrooms  
Included in Report:** 26

This report contains information from your school's classrooms about students' trip to and from school. The data used in this report were collected using the in-class Student Travel Tally questionnaire from the National Center for Safe Routes to School.

## Morning and Afternoon Travel Mode Comparison



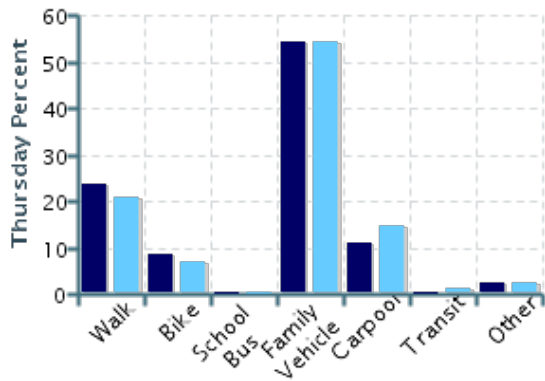
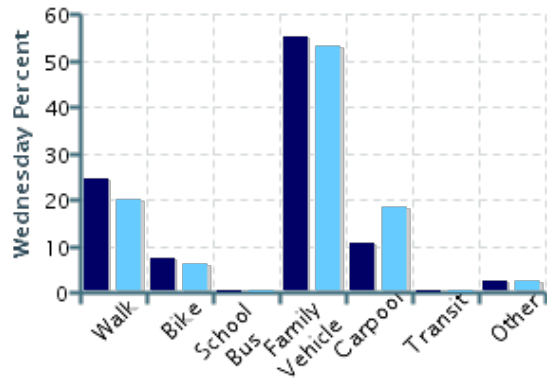
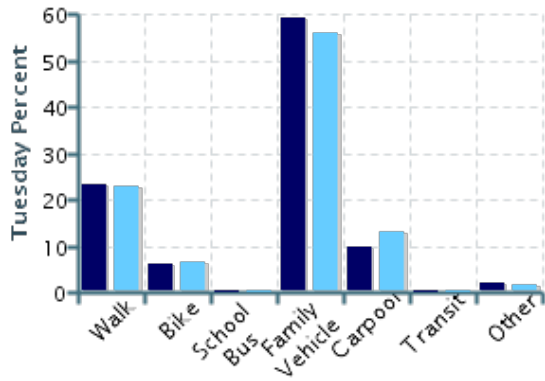
## Morning and Afternoon Travel Mode Comparison

	Number of Trips	Walk	Bike	School Bus	Family Vehicle	Carpool	Transit	Other
Morning	1584	24%	7%	0%	56%	10%	0%	2%
Afternoon	1469	21%	7%	0%	54%	15%	0.3%	2%

Percentages may not total 100% due to rounding.

## Morning and Afternoon Travel Mode Comparison by Day

■ Morning      ■ Afternoon

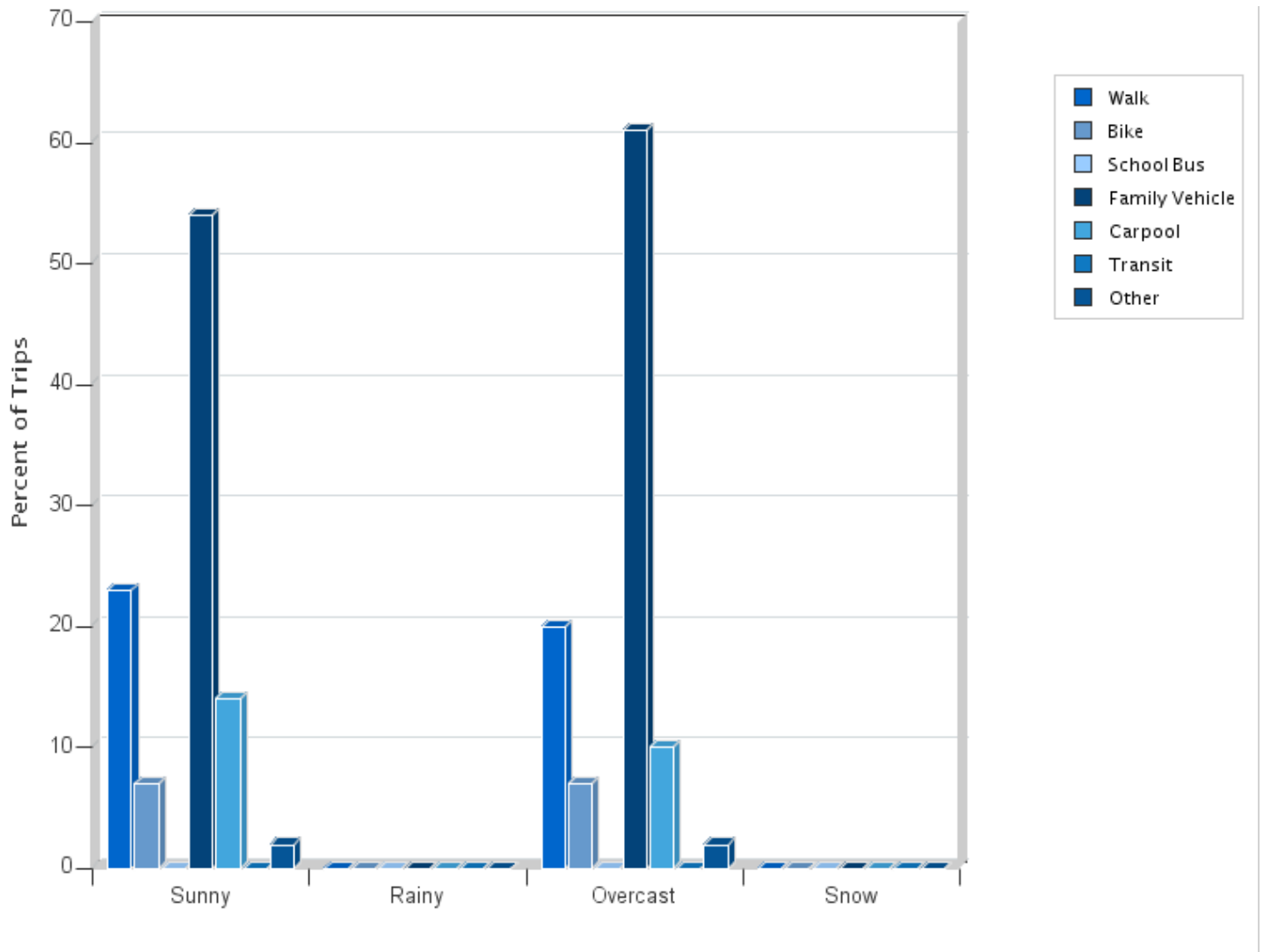


## Morning and Afternoon Travel Mode Comparison by Day

	Number of Trips	Walk	Bike	School Bus	Family Vehicle	Carpool	Transit	Other
Tuesday AM	544	23%	6%	0%	59%	10%	0%	2%
Tuesday PM	514	23%	6%	0%	56%	13%	0%	2%
Wednesday AM	541	24%	7%	0%	55%	11%	0%	3%
Wednesday PM	502	20%	6%	0%	53%	18%	0%	2%
Thursday AM	499	24%	9%	0%	54%	11%	0%	3%
Thursday PM	453	21%	7%	0%	54%	15%	1%	2%

Percentages may not total 100% due to rounding.

## Travel Mode by Weather Conditions



## Travel Mode by Weather Condition

Weather Condition	Number of Trips	Walk	Bike	School Bus	Family Vehicle	Carpool	Transit	Other
Sunny	2387	23%	7%	0%	54%	14%	0.2%	2%
Rainy	0	0%	0%	0%	0%	0%	0%	0%
Overcast	643	20%	7%	0%	61%	10%	0%	2%
Snow	0	0%	0%	0%	0%	0%	0%	0%

Percentages may not total 100% due to rounding.