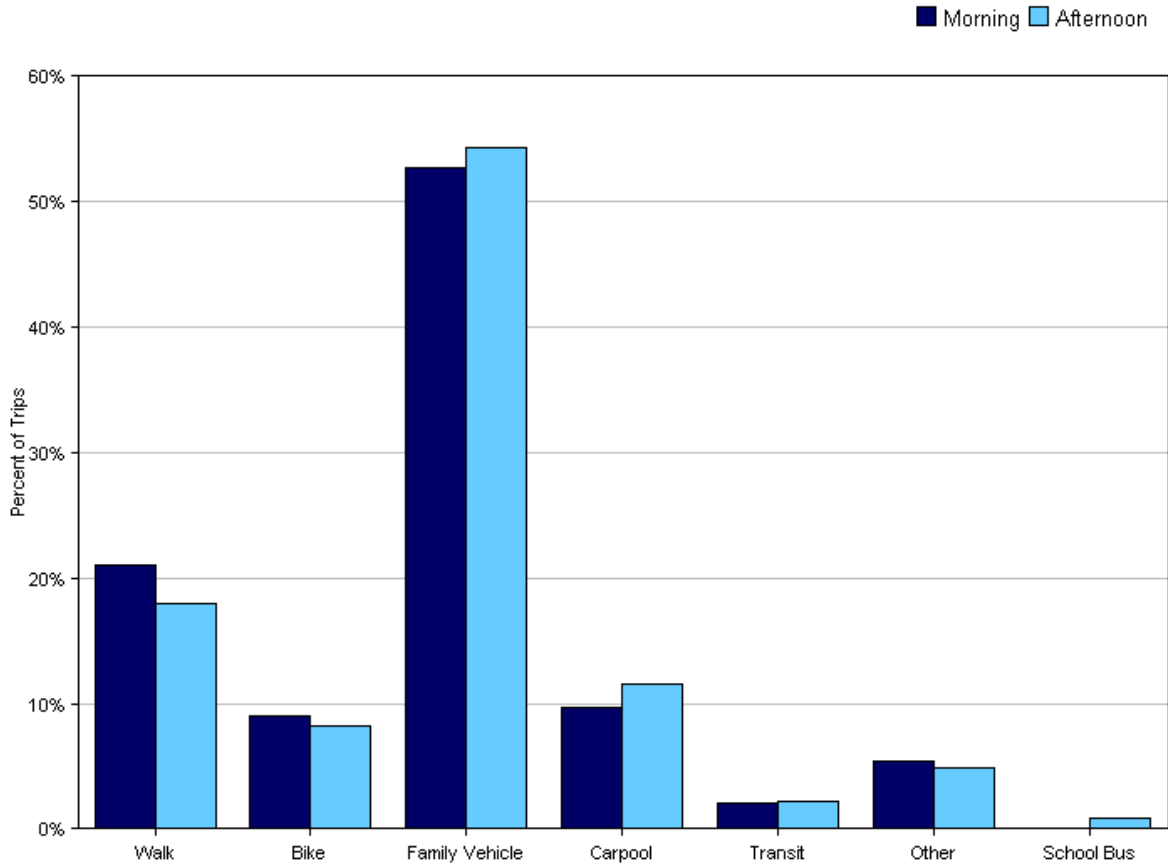


Tally Report

Program Name:	Safe Routes to School	Month and Year Collected:	September 2010
School Name:	Bacich	Set ID:	5026
School Enrollment:	600	Date Report Generated:	12/07/2010
Enrollment within Grades Targeted by SRTS Program:	600	Number of Classrooms Included in Report:	26
Number of Classrooms in School:	30		

Morning and Afternoon Travel Mode Comparison

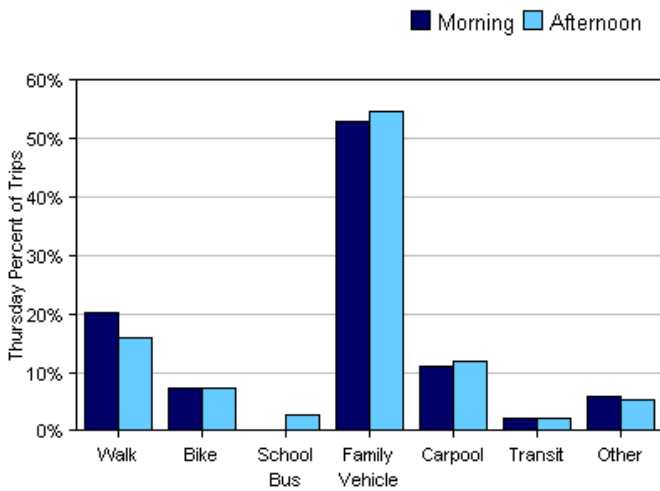
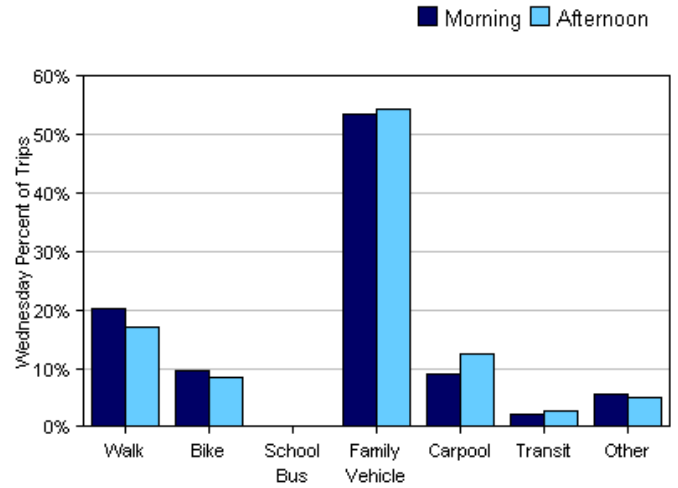
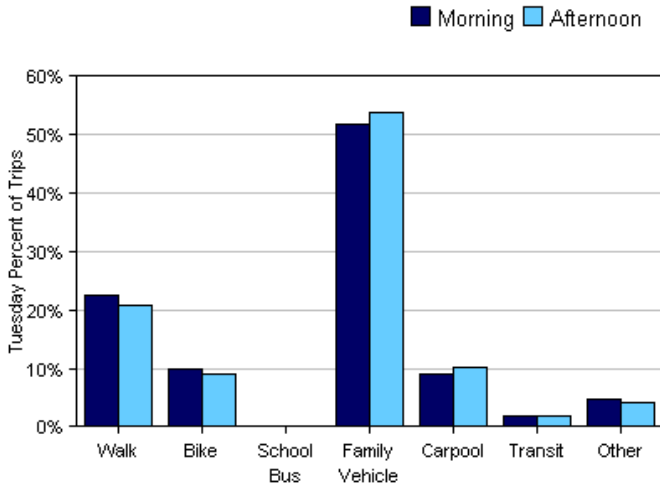


Morning and Afternoon Travel Mode Comparison

	Number of Trips	Walk	Bike	School Bus	Family Vehicle	Carpool	Transit	Other
Morning	1601	21%	9%	0%	53%	10%	2%	5%
Afternoon	1592	18%	8%	0.9%	54%	12%	2%	5%

Percentages may not total 100% due to rounding.

Morning and Afternoon Travel Mode Comparison by Day

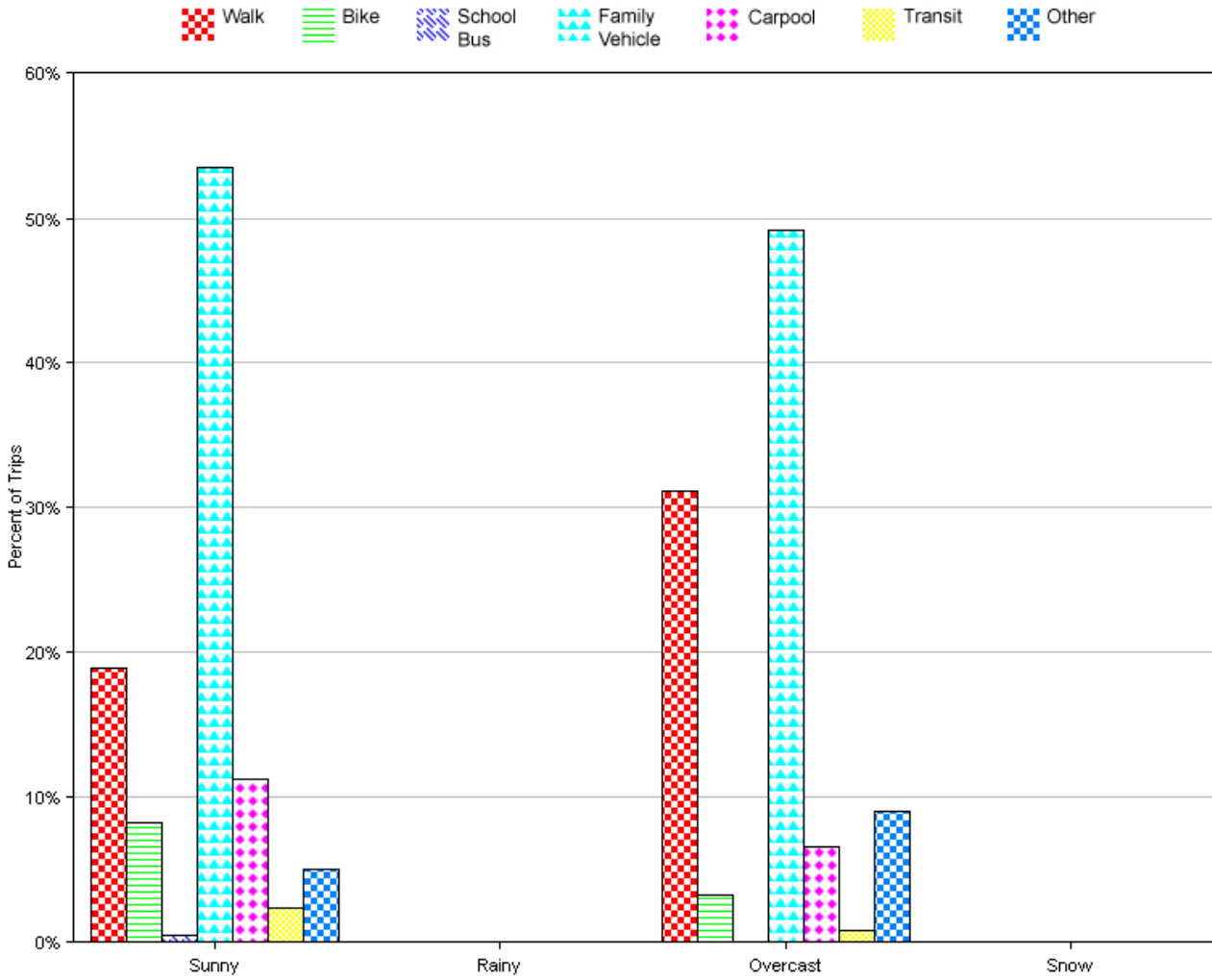


Morning and Afternoon Travel Mode Comparison by Day

	Number of Trips	Walk	Bike	School Bus	Family Vehicle	Carpool	Transit	Other
Tuesday AM	538	22%	10%	0%	52%	9%	2%	5%
Tuesday PM	535	21%	9%	0%	54%	10%	2%	4%
Wednesday AM	526	20%	10%	0%	53%	9%	2%	6%
Wednesday PM	527	17%	8%	0%	54%	13%	3%	5%
Thursday AM	537	20%	7%	0%	53%	11%	2%	6%
Thursday PM	530	16%	7%	3%	55%	12%	2%	5%

Percentages may not total 100% due to rounding.

Travel Mode by Weather Conditions



Travel Mode by Weather Condition

Weather Condition	Number of Trips	Walk	Bike	School Bus	Family Vehicle	Carpool	Transit	Other
Sunny	2804	19%	8%	0.5%	53%	11%	2%	5%
Rainy	0	0%	0%	0%	0%	0%	0%	0%
Overcast	122	31%	3%	0%	49%	7%	0.8%	9%
Snow	0	0%	0%	0%	0%	0%	0%	0%

Percentages may not total 100% due to rounding.